


Curso.....



EJERCICIOS
DE
MÚSICA

NOMBRE DEL
ALUMNO.....

Departamento de Música:

Nombre..... Grupo.....


Coloca debajo de cada figura el nombre de la nota que le corresponde.




Nombre..... Grupo.....

Haz el siguiente dictado de notas:


Do grave, re, mi, fa agudo, la, si, do agudo, fa, mi, re, do grave, la, fa, re, si, sol, mi, re agudo.




Do grave, re, sol, fa, la, si, sol, fa, mi agudo, re, do grave, la, sol, fa, mi, sol, la, si, do agudo.




Fa, mi, re, do grave, la, fa, re agudo, si, sol, mi, re, do agudo, si, do grave, mi, sol, si, mi agudo, si, re.




Do grave, mi agudo, sol, si, mi, si, re, fa agudo, la, do agudo, do grave, la, fa, re, mi, sol, fa, mi agudo.




Sol, mi, sol, re agudo, fa, la, si, mi, fa agudo, do grave, re, la, fa, si, mi, sol, fa, re, do grave, do agudo.



Do agudo, do grave, la, fa, re, mi, sol, fa, mi, do grave, do agudo, sol, mi, fa, re, la, si.



Do grave, re, sol, fa, la, si, sol, fa agudo, mi agudo, sol, si, mi, si, re agudo.



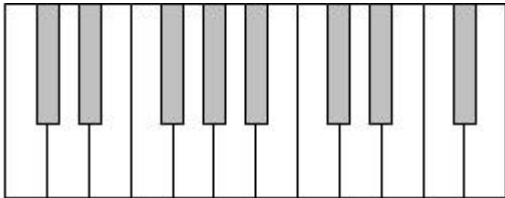

Nombre..... Grupo.....

Completa los siguientes compases:

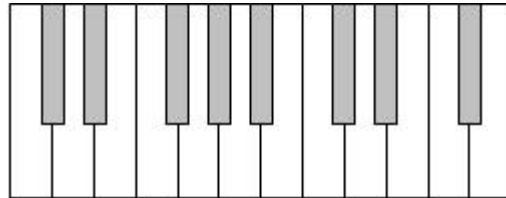



Señala en cada uno de los teclados, así como en los pentagramas las notas que se indican sobre ellos.

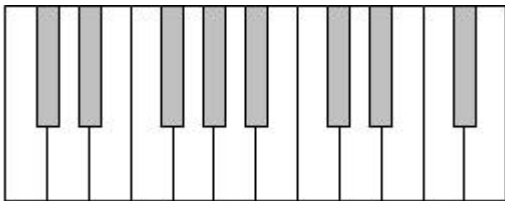

Do Mi Sol Fa Do'



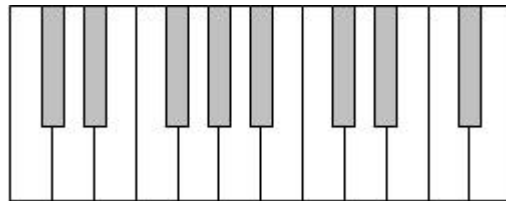

Fa# Si La Sol



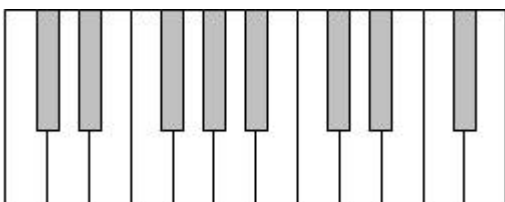

Solb Mi Si Do'



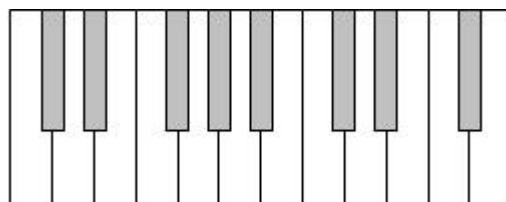

Do'b Reb Fa La



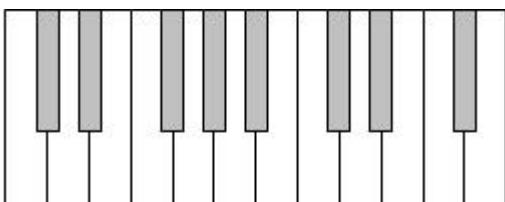

La# Mi Sib sol#



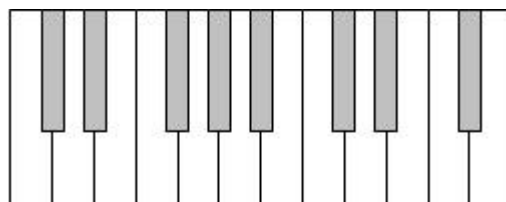

Sol Fab Re# Do



Do# Do' La b Sol



Sol Si# Do'# Do



Ejercicio de SÍLABAS RÍTMICAS.

Lee las siguientes secuencias rítmicas y señala los PULSOS de negra y las SÍLABAS RÍTMICAS que corresponden. Pon las líneas de DIVISIÓN de compás y ESTÚDIALAS.


1 2 3 4 1 2 3 4
Ti ti Um ti Tiri tiri Sil Ti ti Ta Ta -a

Ta Ta Sil Ta Titi Tiritiri Ta Ta Titi Titi Sil Ta

Tiritiri Tiritiri Sil Ta Titi Titi Ta - a Tiritiri Titi Tiritiri Ta

Estos son los ejercicios de la actividad de lectura:

Nº 1



Nº 2



Nº 3



Nº 4



Nº 5



Nº 6

Exercise Nº 6 consists of three staves of music in 4/4 time. The first two staves feature eighth-note patterns with slurs and accents. The third staff concludes the exercise with a final flourish.

Nº 7

Exercise Nº 7 consists of five staves of music in 2/4 time. It includes dynamics markings like *mf* and *f*, and first/second ending brackets.

Nº 8

Musical score for exercise Nº 8, consisting of four staves of music in 4/4 time. The first staff contains a sequence of eighth-note patterns. The second staff includes a measure with a circled plus sign above it. The third staff continues the rhythmic patterns. The fourth staff concludes with a double bar line and the marking 'D.C.' (Da Capo).

Nº 9

Musical score for exercise Nº 9, consisting of two staves of music in 2/4 time. The first staff features a sequence of eighth-note patterns. The second staff includes a first ending (marked '1.') and a second ending (marked '2.').

Analiza cada ejercicio:

El tipo de compás; las figuras musicales que utiliza; las notas; las alteraciones; los signos de repetición, las ligaduras, el puntillo; el tresillo.